

**GABRIEL RESOURCES LTD.**

<b>BvD ID number</b>	CA31246NC	<b>Date of incorporation</b>	07/18/1986
Publicly quoted company		<b>Latest account</b>	12/31/2008
Company location, no branches			
This company is Independent (but not the GUO of a Corporate Group)			

**CONTACT INFORMATION**

Suite 1501	<b>Phone number</b>	+1 416 955 9200
110, Yonge Street	<b>Fax number</b>	+1 416 955 4661
M5C 1T4 TORONTO	<b>E-mail address</b>	<a href="mailto:info@gabrielresourc">info@gabrielresourc</a>
<b>Canada</b>	<b>Website address</b>	<a href="http://www.gabrielresources.com">www.gabrielresources.com</a>

**County** YORK

**STATUS & ACCOUNT INFORMATION**

<b>Type of company</b>	Industrial company	<b>Last available year</b>	2008
<b>Status</b>	Active	<b>No of available years</b>	9
		<b>Account(s) published in</b>	CAD
<b>Main exchange</b>	Toronto Stock Exchange	<b>Available account(s)</b>	Consolidated
<b>Current Market Capitalisation</b>	438,941 th USD (02/05/2010)	<b>Filing type</b>	Annual reports

**INDUSTRY / ACTIVITIES**

**Type of company :** Industrial company

**Trade description**

The Company operates the acquisition, exploration and development of precious metal projects located in Romania.

**US SIC code(s)****Core code :**

104 - Gold and silver ores

**Primary code(s) :**

1041 - Gold ores

**NACE Rev. 2 code(s) {derived from US SIC codes}****Core code :**

2441 - Precious metals production

**Primary code(s) :**

2441 - Precious metals production

**NAICS 2007 code(s) {derived from US SIC codes}****Core code :**

2122 - Metal Ore Mining

**Primary code(s) :**

212221 - Gold Ore Mining

**Description and history**

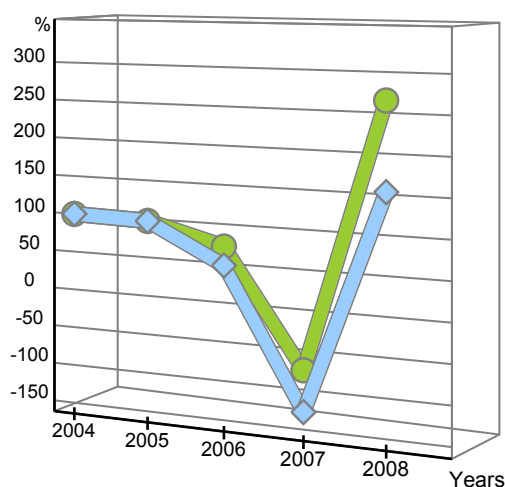
Gabriel Resources Ltd. is a precious metals exploration and development company based in Canada, with mineral concessions located in Romania. Since Gabriel's inception in 1997, the Company has increased its 80% owned Rosia Montana project's initial resource estimate of 1 million ounces of gold in September 1998 to a measured and indicated 13 million ounces of gold in February 2001. This resource has since been converted to a 10.4 million ounce mineable reserve through the completion of definitive feasibility studies in 2001. The work program for 2002 will focus on the necessary steps to commence development of the project: basic engineering, permitting, completion of negotiations with affected communities and project financing. Gabriel also holds an 80% interest in the adjoining Bucium Concession, which holds a number of known mineralized zones. The Company plans to continue a sampling and drilling program in 2002 to test near-surface gold targets.

Gabriel's common shares are listed on The Toronto Stock Exchange under the symbol 'GBU'.

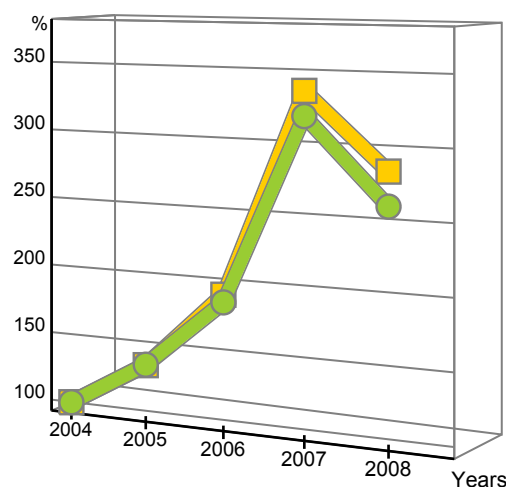
The Company was formed on July 18, 1986 and was listed on the Toronto Stock Exchange on September 29, 2000.

**KEY FINANCIALS & EMPLOYEES****Consolidated data (th USD)**

	12/31/2008 12 months Local GAAP AR	12/31/2007 12 months Local GAAP AR	12/31/2006 12 months Local GAAP AR	12/31/2005 12 months Local GAAP AR	12/31/2004 12 months Local GAAP AR
<b>P/L before Tax</b>	4,659	-19,601	-9,110	-7,283	-7,134
<b>P/L for Period (Net Income)</b>	-3,344	-23,321	-10,827	-7,283	-7,134
<b>Cash Flow</b>	-3,096	-23,082	-10,708	-7,232	-7,080
<b>Total Assets</b>	432,905	514,072	290,177	204,674	153,292
<b>Shareholders Funds</b>	390,347	479,805	277,552	202,054	150,949
<b>Current Ratio (x)</b>	1.60	4.80	7.00	21.31	6.88
<b>Return on Shareholders Funds (%)</b>	1.19	-4.08	-3.28	-3.60	-4.73
<b>Solvency Ratio (%)</b>	90.17	93.33	95.65	98.72	98.47
<b>Price Earning Ratio (x)</b>	-44.31	-10.21	-47.92	-40.00	-21.70

**GRAPHS - KEY FINANCIALS & EMPLOYEES**

Operating Revenue (Turnover) (th USD)	n.a.
P/L before Tax (th USD)	4,659
P/L for Period (Net Income) (th USD)	-3,344



Total Assets (th USD)	432,905
Shareholders Funds (th USD)	390,347
Number of Employees	n.a.

**FINANCIALS - GLOBAL STANDARD FORMAT****Consolidated data (th USD)**

	12/31/2008 12 months Local GAAP AR	12/31/2007 12 months Local GAAP AR	12/31/2006 12 months Local GAAP AR	12/31/2005 12 months Local GAAP AR	12/31/2004 12 months Local GAAP AR
<b>BALANCE SHEET (th USD)</b>					
<b>Fixed Assets</b>	369,028	362,637	210,156	157,038	138,435
Intangible Fixed Assets	0	0	0	0	0
Tangible Fixed Assets	368,903	362,637	210,156	157,038	138,435
Other Fixed Assets	125	0	0	0	0
<b>Current Assets</b>	63,876	151,435	80,021	47,636	14,857
Stock	0	0	0	0	0
Debtors	4,263	1,252	1,997	350	244
Other Current Assets	59,613	150,183	78,024	47,286	14,613
Cash & Cash Equivalent	58,985	149,181	77,524	46,577	13,602
<b>Total Assets</b>	432,905	514,072	290,177	204,674	153,292
<b>Shareholders Funds</b>	390,347	479,805	277,552	202,054	150,949
Capital	457,335	565,001	332,524	246,404	188,732
Other Shareholders Funds	-66,988	-85,196	-54,972	-44,350	-37,783
<b>Non Current Liabilities</b>	2,503	2,720	1,191	385	183
Long Term Debt	0	0	0	0	0
Other Non-Current Liabilities	2,503	2,720	1,191	385	183

**FINANCIALS - GLOBAL STANDARD FORMAT**

	12/31/2008 12 months Local GAAP AR	12/31/2007 12 months Local GAAP AR	12/31/2006 12 months Local GAAP AR	12/31/2005 12 months Local GAAP AR	12/31/2004 12 months Local GAAP AR
<b>Current Liabilities</b>	40,055	31,547	11,434	2,235	2,160
Loans	0	0	0	0	0
Creditors	15,387	14,201	7,664	2,235	2,160
Other Current Liabilities	24,668	17,346	3,771	0	0
<b>Total Shareh. Funds &amp; Liab.</b>	432,905	514,072	290,177	204,674	153,292

**Memo lines**

<b>Net Current Assets</b>	23,822	119,888	68,586	45,401	12,697
<b>Enterprise Value</b>	89,217	88,870	441,072	244,617	141,154

	12/31/2008 12 months Local GAAP AR	12/31/2007 12 months Local GAAP AR	12/31/2006 12 months Local GAAP AR	12/31/2005 12 months Local GAAP AR	12/31/2004 12 months Local GAAP AR
<b>P &amp; L ACCOUNT (th USD)</b>					
<b>Other Operating Expenses</b>	11,242	15,271	11,475	4,799	5,966
<b>Operating P/L (EBIT)</b>	-11,242	-15,271	-11,475	-4,799	-5,966
Financial Revenue	2,978	7,173	2,365	627	312
Financial Expenses	-12,923	11,504	0	3,110	1,480
Financial P/L	15,901	-4,331	2,365	-2,483	-1,168
P/L before Tax & Extr. Items	4,659	-19,601	-9,110	-7,283	-7,134
Taxation	8,003	3,719	1,717	0	0
P/L after Tax	-3,344	-23,321	-10,827	-7,283	-7,134
Extr. and Other P/L	0	0	0	0	0
P/L for Period (Net Income)	-3,344	-23,321	-10,827	-7,283	-7,134

**Memo lines**

<b>Depreciation</b>	248	239	118	51	55
<b>Research &amp; Development expenses</b>	0	0	0	0	0
<b>Cash Flow</b>	-3,096	-23,082	-10,708	-7,232	-7,080
<b>EBITDA</b>	-10,994	-15,032	-11,356	-4,749	-5,911

**RATIOS****Consolidated data (th USD)**

	12/31/2008 12 months Local GAAP AR	12/31/2007 12 months Local GAAP AR	12/31/2006 12 months Local GAAP AR	12/31/2005 12 months Local GAAP AR	12/31/2004 12 months Local GAAP AR
<b>Profitability ratios</b>					
Return on Shareholder Funds (%)	1.19	-4.08	-3.28	-3.60	-4.73
Return on Total Assets (%)	1.08	-3.81	-3.14	-3.56	-4.65
<b>Structure ratios</b>					
Current Ratio (x)	1.60	4.80	7.00	21.31	6.88
Liquidity Ratio (x)	1.60	4.80	7.00	21.31	6.88
Shareholders Liquidity Ratio (x)	155.96	176.38	233.13	525.21	825.83
Solvency Ratio (%)	90.17	93.33	95.65	98.72	98.47
Gearing (%)	0.64	0.57	0.43	0.19	0.12

**BOARDS AND MANAGEMENT (CURRENT POSITIONS)**

1.	Mr Alan R Hill	President Director	P063087414
----	----------------	-----------------------	------------

**Nationality:** Canada

2.	Mr Michael S Parrett	Non-Executive Chairman Director/Member of the Board No specific function	P009355176
----	----------------------	--	------------

**Nationality:** Canada

Michael S. Parrett is the Director of Stillwater Mining Company April 7, 2009. Mr. Parrett has been an independent consultant since 2002. During 2003, 2004 and the first quarter of 2005 Mr. Parrett served as a financial consultant to the Stillwater Mining Company. From 1990-2001 he was Chief Financial Officer, President of Rio Algom and Chief Executive of Billiton Base Metals. From 1983-1989 Mr. Parrett performed various financial functions, including Controller, CFO, Treasurer, Controller Marketing and Director Internal Audit at Falconbridge Limited. He has served as a chairman at Gabriel Resources since December 2005 and on the Board of Directors of Fording Coal Limited from 2003 to 2008 and Pengrowth Corporation since 2004. Mr. Parrett is a Chartered Accountant and received his Bachelor of Arts from York University. (Source: Reuters)

Mr. Michael S. Parrett is a Independent Director of Pengrowth Corporation since April 2004. He is a Chartered Accountant. Mr. Parrett received his Bachelor of Arts (Economics) from York University in 1973. He has acted as an independent consultant, having provided advisory service to various companies in Canada and the United States. Mr. Parrett is Chairman of Gabriel Resources Limited, a member of the board of Fording Inc. and is serving as a Trustee for Fording Canadian Coal Trust. He was formerly President of Rio Algom Limited and, prior to that, Chief Financial Officer of Rio Algom and Falconbridge Limited. Mr. Parrett has participated as an instructor, panel member and guest speaker at various mining conferences, the Law Society of Upper Canada, the Insurance Institute of Ontario and the Canadian School of Management. (Source: Reuters)

3.	Mr Richard Young	Vice President Chief Financial Officer Vice President (Finance & Administration) No specific function	P009350452
----	------------------	--	------------

**Nationality:** Canada

4.	Mr A. Murray Sinclair	Director/Member of the Board	P014143225
----	-----------------------	------------------------------	------------

**Age:** 48  
**Nationality:** Canada

Mr. A. Murray Sinclair Jr. is Chairman of the Board of Quest Capital Corp. He had been Co-Chairman of the Board of Quest Capital Corporation since 2008. Previously, Managing Director of Quest from 2002 to 2007; President of Quest Investment Corporation from 2002 to 2003. He become Chairman of the Board of Quest Capital Corp effective May 21, 2009. (Source: Reuters)

5.	Mr Alan R Thomas	Director	P019128558
----	------------------	----------	------------

**Nationality:** Canada

6.	Mr Igor Levental	Board Member; Director	P019565151
----	------------------	------------------------	------------

**Nationality:** Canada

7.	Mr Keith Robert Hulley	Board Member Interim Chief Executive Officer Director (Finance & Administration) Director	P019565155
----	------------------------	--	------------

**Birth date:** 03/03/1940  
**Nationality:** Canada

8.	Mr Marcel Francois Deguire	Board Member; Director	P019565153
----	----------------------------	------------------------	------------

**Nationality:** Canada

9.	Mr Randy Engel	Director; Board Member	P011875855
----	----------------	------------------------	------------

**Nationality:** Canada

**BOARDS AND MANAGEMENT (CURRENT POSITIONS)**

Randy Engel was elected Executive Vice President, Strategic Development of Newmont Mining Corporation in October 2008, having served as Senior Vice President, Strategy and Corporate Development, since July 2007. Mr. Engel served as Vice President, Strategic Planning and Investor relations from 2006 to 2007; Group Executive, Investor Relations from 2004 to 2006; and Assistant Treasurer from 2001 to 2004. (Source: Reuters)

10. Mr Raphael Arthur Girard Board Member; Director P019565150

**Nationality:** Canada

11. Mr Ronald S. Simkus Director P009352565

**Nationality:** Canada

12. Mr Simon Erroll Prior-Palmer Board Member; Director P045434052

**Birth date:** 02/05/1951

**Nationality:** United Kingdom

13. Mr Wayne H. Kirk Board Member; Director P014182119

**Nationality:** Canada

Mr. H. Wayne Kirk is a Director of Taseko Mines Limited since July 2004. Mr. Kirk is a citizen of the United States and is a resident of the state of Washington. A Harvard University graduate, Mr. Kirk received his law degree in 1968. From 1992 to 2001 Mr. Kirk was the Vice President, General Counsel and Corporate Secretary of Homestake Mining Company. Prior to his retirement in June 2004 he spent two years as Special Counsel for the law firm, Thelen Reid & Priest, in San Francisco. He is Director of Anoroaq Resources Corporation since July 2005; Director of Gabriel Resources Ltd., since June 2008; Director of Great Basin Gold Ltd., since July 2004. Director of Northern Dynasty Minerals Ltd., since July 2004. (Source: Reuters)

Mr. H. Wayne Kirk is a retired California State Attorney and professional consultant. With over 40 years professional experience Mr. Kirk also has over 9 years senior executive experience in the mining industry. A Harvard University graduate, Mr. Kirk received his law degree in 1968. From 1992 to 2001 Mr. Kirk was the Vice President, General Counsel and Corporate Secretary of Homestake Mining Company. Prior to his retirement in June 2004 he spent two years as Special Counsel for the law firm, Thelen Reid & Priest, in San Francisco. He has been Director of Gabriel Resources Ltd. since June 2008, Anoroaq Resources Corporation since July 2005, Northern Dynasty Minerals Ltd. since July 2004 and Taseko Mines Limited since July 2004. (Source: Reuters)

Mr. Wayne Kirk is Non-Executive Director of Anoroaq Resources Corporation. Wayne Kirk is a retired

California State Attorney and Professional Consultant. With over 35 years professional experience, Mr. Kirk also has over 9 years senior executive experience in the mining industry. Mr. Kirk is a citizen of the United States and is a resident of Washington. A Harvard University graduate, Mr. Kirk received his law degree in 1968. From 1992 to 2001, Mr. Kirk was the Vice President, General Counsel and Corporate Secretary of Homestake Mining Company. Prior to his retirement in June 2004, he spent two years as Special Counsel for the law firm, Thelen Reid & Priest, in San Francisco. (Source: Reuters)

Wayne Kirk is Director of of Northern Dynasty Minerals Ltd. He is a retired California State Attorney and Professional Consultant. With over 35 years professional experience Mr. Kirk also has over 9 years senior executive experience in the mining industry. Mr. Kirk is a citizen of the United States and is a resident of California. A Harvard University graduate, Mr. Kirk received his law degree in 1968. From 1992 to 2001 Mr. Kirk was the Vice President, General Counsel and Corporate Secretary of Homestake Mining Company. Prior to his retirement in June 2004 he spent two years as Special Counsel for the law firm, Thelen Reid & Priest, in San Francisco. Mr. Kirk is the Chairman of the Nominating and Governance Committee and a member of the Audit Committee and Compensation Committee. (Source: Reuters)

14. Mrs Britt Douglas Banks Board Member; Director P011875858

**Nationality:** United States

15. Mr Derrick Weyrauch Vice President Finance and Treasurer (Finance & Administration) P070523297

**Address:** 110 Yonge St Ste 1501, M5C 1T4, Toronto, Ontario, Canada

**Phone:** +1.416.955.9200

**E-mail:** d.weyrauch@gabrielresources.com

16. Mr Frank D Wheatley General Counsel; Vice President P019230129

**BOARDS AND MANAGEMENT (CURRENT POSITIONS)**

16. Mr Frank D Wheatley Vice President General Counsel Secretary P019230129  
(Finance & Administration)

**Nationality:** Canada

17. Mr Jonathan Weisstub Vice President-Corporate Affairs P072020830  
(Marketing)

**Address:** 110 Yonge St Ste 1501, M5C 1T4, Toronto, Ontario, Canada

**Phone:** +1.416.955.9200

**E-mail:** jweisstub@gabrielresources.com

18. Mr Ioannis Roditis Chief Operating Officer P072020831  
(Finance & Administration)

**Address:** 110 Yonge St Ste 1501, M5C 1T4, Toronto, Ontario, Canada

**Phone:** +1.416.955.9200

**E-mail:** iroditis@gabrielresources.com

19. Mrs Cybill Tsung Assistant Controller P070523298  
(Finance & Administration)

**Address:** 110 Yonge St Ste 1501, M5C 1T4, Toronto, Ontario, Canada

**Phone:** +1.416.682.6087

**E-mail:** cybill.tsung@gabrielresources.com

20. Mr Yani Roditis Chief Operating Officer P029570448

**Nationality:** Canada

21. Mrs Kathy Sipos Director IR and Communications; Investor Relations Officer P009350451  
(Marketing)

**Address:** 110 Yonge St Ste 1501, M5C 1T4, Toronto, Ontario, Canada

**Phone:** +1.416.955.9200

**E-mail:** ks@gabrielresources.com

**AUDITORS & ADVISORS**

**Auditor :** PRICEWATERHOUSECOOPERS LLP

**Law Firm :** STIKEMAN ELLIOTT LLP

**Registrar :** COMPUTERSHARE INVESTOR SERVICES INC.

**Transfer Agent :** COMPUTERSHARE INVESTOR SERVICES INC.

**CONTROLLING SHAREHOLDERS**

**BvDEP Independence Indicator: A+**

**This is a quoted company**

The company is independent and has no controlling shareholders. See the report section 'Shareholders' for possible other shareholders.

**SUBSIDIARIES**

The current subsidiaries of this company are unknown. Archived data is however available. To display this archived data, click here

**JIGSAW CONTACTS**

**Finance & Administration** 6 contacts

**C-Level** 3 contacts

1. Mr Keith Robert Hulley Interim Chief Executive Officer Director

2. Mr Richard Young Chief Financial Officer Vice President

3. Mr Ioannis Roditis Chief Operating Officer

**VP-Level** 2 contacts

1. Mr Derrick Weyrauch Vice President Finance and Treasurer

2. Mr Frank D Wheatley Vice President General Counsel Secretary

**Manager-Level** 1 contact

**JIGSAW CONTACTS**

1. Mrs Cybill Tsung	Assistant Controller	No contacts
<b>Human Resources</b>		No contacts

There are no contacts available in this department for this company.

**D&B EXECUTIVES**

<b>Executives</b>	No executives
There are no executives available in this department for this company.	
<b>Finance / Accounting</b>	No executives
There are no executives available in this department for this company.	
<b>Administration</b>	No executives
There are no executives available in this department for this company.	
<b>Personnel / Benefit / Human Resources</b>	No executives
There are no executives available in this department for this company.	

**THE CORPORATE GROUP**

This company has no subsidiaries and has no GUO itself because the company is independent (BvDEP Independence Indicator A+). Therefore there is no Corporate Group.

**SHAREHOLDERS**

BvDEP Independence Indicator: A+  
This is a quoted company

Shareholder name	Country	Type	Ownership		Source			Company information Oper.		
			Direct (%)	Total (%)	Source ident.	Date of inform.	Closing date	Revenue (Turnover) (mil USD)*	Number of Employees	
1. <b>ELECTRUM STRATEGIC HOLDINGS LLC</b>	US	C	19.99	n.a.	PC	09/2009	n.a.	n.a.	n.a.	
2. <b>PAULSON &amp; CO. INC. via its funds</b>	US	P	-	17.00	FS	06/2009	><	10	75	
3. <b>NEWMONT MINING CORPORATION</b>	US	C	16.36	n.a.	PC	09/2009	=	6,199	15,450	
4. <b>BSG CAPITAL MARKETS PCC LIMITED</b>	GB	E	8.90	n.a.	OS	12/2009	n.a.	n.a.	n.a.	
5. <b>DAVIDSON KEMPNER CAPITAL MANAGEMENT LLC</b>	US	E	-	2.77	PC	09/2009	><	9	55	
6. <b>WINDY CITY INVESTMENTS HOLDINGS, L.L.C. via its funds</b>	US	F	-	2.68	FS	10/2009	><	0	2	
7. <b>ROYCE &amp; ASSOCIATES, LLC</b>	US	F	-	1.91	PC	09/2009	><	10	70	
8. <b>INGALLS &amp; SNYDER, LLC</b>	US	P	-	1.76	PC	09/2009	><	57	-	
9. <b>LEGG MASON INC via its funds</b>	US	B	-	1.74	FS	09/2009	><	3,263	3,890	
10. <b>JENNISON ASSOCIATES LLC</b>	US	F	-	1.73	PC	09/2009	n.a.	n.a.	n.a.	
11. <b>PRUDENTIAL FINANCIAL INC via its funds</b>	US	B	-	1.57	FS	10/2009	=	26,493	n.a.	
12. <b>NORGES BANK</b>	NO	B	-	1.33	PC	09/2009	=	986	528	
13. <b>GOVERNMENT OF NORWAY via its funds</b>	NO	S	-	1.25	FS	12/2008	-	-	-	
14. <b>TRADEWINDS GLOBAL INVESTORS LLC</b>	US	F	-	1.17	PC	09/2009	n.a.	n.a.	n.a.	
15. <b>HYPOSWISS PRIVATE BANK GENÈVE SA</b>	CH	B	-	1.12	PC	09/2009	=	39	77	
16. <b>SUN LIFE FINANCIAL INC via its funds</b>	CA	A	-	1.10	FS	09/2009	=	11,095	n.a.	
17. <b>CLARIVEST ASSET MANAGEMENT LLC via its funds</b>	US	E	-	0.92	FS	09/2009	><	1	14	
18. <b>ACUITY INVESTMENT MANAGEMENT INC</b>	CA	E	-	0.68	PC	09/2009	><	3	21	
19. <b>CPP INVESTMENT BOARD</b>	CA	F	-	0.67	PC	09/2009	n.a.	n.a.	n.a.	
20. <b>CONCERNED PARENTS AND TEACHERS OF WYOCOMAGH AND AREA via its funds</b>	CA	S	-	0.61	FS	03/2009	><	0	2	
21. <b>NORTHWESTERN MUTUAL LIFE INSURANCE COMPANY (THE) via its funds</b>	US	A	-	0.55	FS	10/2009	=	14,356	n.a.	
22. <b>REGIS MANAGEMENT COMPANY, LLC via its funds</b>	US	E	-	0.46	FS	09/2008	><	0	4	
23. <b>BISSETT INVESTMENT MANAGEMENT</b>	CA	E	-	0.31	PC	09/2009	><	0	3	
24. <b>INVESTCO TRIMARK LTD</b>	CA	E	-	0.29	PC	09/2009	><	171	1,000	
25. <b>AGF INVESTMENTS INC via its funds</b>	CA	E	-	0.28	FS	09/2009	><	173	320	
26. <b>LORD ABBETT &amp; CO</b>	US	E	-	0.28	PC	09/2009	><	n.a.	509	
27. <b>HIGHSTREET ASSET MANAGEMENT INC via its funds</b>	CA	E	-	0.27	FS	06/2009	><	7	40	
28. <b>STATE OF ST. GALLEN via its funds</b>	CH	S	-	0.27	FS	09/2009	-	-	-	
29. <b>INVESCO LTD via its funds</b>	BM	F	-	0.26	FS	06/2009	n.a.	n.a.	n.a.	
30. <b>JARISLOWSKY FRASER LTD via its funds</b>	CA	E	-	0.24	FS	06/2009	n.a.	n.a.	n.a.	
31. <b>BRITISH COLUMBIA INVESTMENT MANAGEMENT CORPORATION via its funds</b>	CA	P	-	0.20	FS	03/2009	><	136	906	
32. <b>PYRAMIS GLOBAL ADVISORS, LLC</b>	US	E	-	0.17	PC	09/2009	><	n.a.	2	

**SHAREHOLDERS**

Shareholder name	Country	Type	Ownership		Source			Company information		
			Direct (%)	Total (%)	Source ident.	Date of inform.	Closing date	Oper. Revenue (Turnover) (mil USD)*	Number of Employees	
33. <u>CANADIAN IMPERIAL BANK OF COMMERCE CIBC via its funds</u>	CA	B	-	0.15	FS	08/2009	><		9,036	41,941
34. <u>FRONT STREET CAPITAL INC via its funds</u>	CA	E	-	0.15	FS	04/2009	n.a.		n.a.	n.a.
35. <u>RESOURCE CAPITAL FUNDS LP</u>	US	P	-	n.a.	WW	01/2009	><		-	69

\* : For an insurance company the corresponding value is the Gross Premium Written and for a bank it is the Operating Income (memo)

**MERGERS & ACQUISITIONS****12/21/2009 Gabriel Resources completes private placement (deal no. 1601133824)**

**Target:** Gabriel Resources Ltd  
**Acquiror:** BSG Capital Markets PCC Ltd  
**Deal status:** Completed  
**Last deal status date:** 12/18/2009  
**Deal value:** 63,241 th USD

On 11/11/09 Gabriel Resources Ltd, a Toronto, Ontario-based gold mining company, announced that is to conduct a private placement of 30 million units with BSG Capital Markets PCC Ltd at CAD 2.25 apiece, for gross proceeds of CAD 67.5 million. Each unit consist of 1 share and 1 share purchase warrant. The shares represent an 8.895 per cent stake based on the enlarged capital of 337,257,323 shares. The deal is expected to complete by 23/12/09 and is subject to TSX approval.

On 18/12/09 Gabriel announced that the placement has closed.

**05/28/2009 Gabriel Resources Ltd prices public offering (deal no. 1601080872)**

**Target:** Gabriel Resources Ltd  
**Deal status:** Announced  
**Last deal status date:** 05/27/2009  
**Deal value:** 52,105 th USD

On 26/05/09 Gabriel Resources Ltd, a Toronto, Ontario-based gold mining company, announced that it has filed a preliminary short-form prospectus in connection to a public offering of shares. The number of shares and price range has yet to be disclosed. The company has granted the underwriters an over allotment option to acquire up to an additional 15 per cent of the total shares issued. The deal is subject to TSX approval. Concurrently, the company also proposed a private placement.

On 27/05/09 Gabriel Resources Ltd announced that it is to conduct a public offering of 25.9 million shares at CAD 2.25 apiece, for gross proceeds of CAD 58.275 million. The shares represent an 8.633 per cent stake based on the enlarged capital of 300,017,751 shares, including the approximately 18,666,667 shares to be issued in the concurrent private placement.

**05/28/2009 Gabriel Resources Ltd prices private placement (deal no. 1601080873)**

**Target:** Gabriel Resources Ltd  
**Acquiror:** Paulson & Company Inc.  
**Deal status:** Pending - awaiting regulatory approval  
**Last deal status date:** 05/27/2009  
**Deal value:** 37,553 th USD

On 26/05/09 Gabriel Resources Ltd, a Toronto, Ontario-based gold mining company, announced that it proposed a private placement of shares. The number of shares and price range has yet to be disclosed. The deal is subject to TSX approval. Concurrently, the company also filed for a public offering. Electrum Strategic Holdings LLC and Paulson & Co. Inc. has indicated their intention to subscribe under the placement.

On 27/05/09 Gabriel Resources Ltd announced that it is to conduct a private placement of approximately 18,666,667 shares at CAD 2.25 apiece, for gross proceeds of approximately CAD 42 million. The shares represent a 6.222 per cent stake based on the enlarged capital of 300,017,751 shares, including the 25.9 million shares to be issued in the concurrent public offering. Electrum Strategic Holdings LLC and Paulson & Co. Inc. has indicated their intention to subscribe under the placement. The deal is subject to regulatory approval.



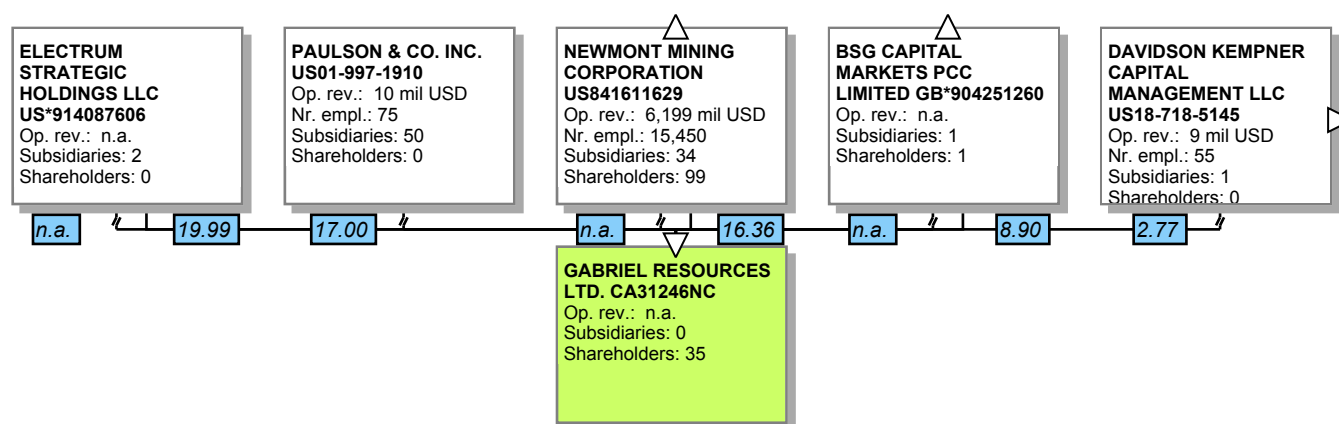
## NEWS

1.	02/03/2010	FTIW	M2 Presswire: Companies and Markets: Alro Slatina announced cuts in aluminium production of 44,000 tonnes from 260,000 tonnes for 2009
2.	12/23/2009	RT	FACTBOX-Details of Romanian government programme, budget
3.	12/18/2009	RT	Romania centrists support gold mine project
4.	12/18/2009	ZP	Gabriel Resources completes private placement
5.	11/12/2009	FTIW	Israel Business Arena: Benny Steinmetz buys Canadian gold co stake
6.	11/12/2009	FTIW	McClatchy-Tribune Regional News - Globes: BRIEF: Benny Steinmetz buys Canadian gold co stake: Gabriel Resources is developing a gold mine in Romania.
7.	10/27/2009	FTIW	M2 Presswire: StockProfiler.US: Stock Watch: TLAG, GBU & MEN
8.	08/24/2009	FTIW	Canada Newswire: Alan Hill Appointed to Gold Fields Board of Directors
9.	07/02/2009	FTIW	Canada Newswire: Investment Industry Regulatory Organization of Canada - Trading Halt - Gabriel Resources Ltd. - GBU
10.	07/02/2009	FTIW	Canada Newswire: Investment Industry Regulatory Organization of Canada - Trade Resumption - Gabriel Resources Ltd. - GBU
11.	06/24/2009	FTIW	Fair Disclosure Wire : Gabriel Resources Ltd. Annual General Meeting of Shareholders - Part 1
12.	06/24/2009	FTIW	Fair Disclosure Wire : Gabriel Resources Ltd. Annual General Meeting of Shareholders - Part 2
13.	06/03/2009	FTIW	Canada Newswire: Electrum Strategic Holdings acquires shares of Gabriel Resources
14.	05/27/2009	FTIW	Canada Newswire: Investment Industry Regulatory Organization of Canada - Trade Resumption - Gabriel Resources Ltd. - GBU
15.	05/27/2009	ZP	Gabriel Resources Ltd prices public offering
16.	05/27/2009	ZP	Gabriel Resources Ltd prices private placement
17.	05/26/2009	FTIW	Canada Newswire: Investment Industry Regulatory Organization of Canada - Trading Halt - Gabriel Resources Ltd. - GBU
18.	05/07/2009	FTIW	Fair Disclosure Wire : Q1 2009 Gabriel Resources Ltd. Earnings Conference Call - Final
19.	03/23/2009	FTIW	Fair Disclosure Wire : Gabriel Resources Ltd. Conference Call to introduce Keith Hulley as the new CEO. - Final
20.	03/05/2009	FTIW	Fair Disclosure Wire : Q4 2008 Gabriel Resources Ltd. Earnings Conference Call - Part 1
21.	03/05/2009	FTIW	Fair Disclosure Wire : Q4 2008 Gabriel Resources Ltd. Earnings Conference Call - Part 2
22.	03/05/2009	FTIW	Fair Disclosure Wire : Q4 2008 Gabriel Resources Ltd. Earnings Conference Call - Part 1
23.	03/05/2009	FTIW	Fair Disclosure Wire : Q4 2008 Gabriel Resources Ltd. Earnings Conference Call - Part 2
24.	03/05/2009	FTIW	Fair Disclosure Wire : Q4 2008 Gabriel Resources Ltd. Earnings Conference Call - Part 1
25.	03/05/2009	FTIW	Fair Disclosure Wire : Q4 2008 Gabriel Resources Ltd. Earnings Conference Call - Part 2
26.	12/22/2008	FTIW	Canada Newswire: Electrum Strategic Holdings LLC - Press Release and Early Warning Report Filed Pursuant to National Instrument 62-103
27.	12/01/2008	FTIW	Canada Newswire: Media Advisory - Scotia Capital's Precious Metals Conference to be Broadcast on Web
28.	11/04/2008	FTIW	Fair Disclosure Wire : Q3 2008 Gabriel Resources Ltd. Earnings Conference Call - Final
29.	10/21/2008	FTIW	M2 Presswire: The SI Report: Our Progressive Review of GBU
30.	09/11/2008	FTIW	Canada Newswire: Press release and early warning report filed pursuant to National Instrument 62-103
31.	09/11/2008	ZP	Electrum Strategic Holdings LLC increases stake in Gabriel Resources Ltd
32.	08/20/2008	FTIW	M2 Presswire: Nevsun Resources Ltd.: Management Appointments
33.	08/07/2008	FTIW	Fair Disclosure Wire : Q2 2008 Gabriel Resources Ltd. Earnings Conference Call - Part 1
34.	08/07/2008	FTIW	Fair Disclosure Wire : Q2 2008 Gabriel Resources Ltd. Earnings Conference Call - Part 2
35.	07/21/2008	FTIW	ABIX - Newspaper: The Australian Financial Review: Firepower attempt to delay hearing a fizzer
36.	07/17/2008	FTIW	Canada Newswire: Early Warning Report filed pursuant to National Instrument 62-103
37.	07/16/2008	ZP	Electrum Strategic Holdings LLC increases stake in Gabriel Resources Ltd
38.	06/27/2008	FTIW	Financial Post: Gabriel insiders exercise options
39.	06/19/2008	FTIW	Fair Disclosure Wire : Gabriel Resources Ltd. Annual and Special Shareholders Meeting - Part 1
40.	06/19/2008	FTIW	Fair Disclosure Wire : Gabriel Resources Ltd. Annual and Special Shareholders Meeting - Part 2
41.	06/03/2008	FTIW	AAP News: Newmont acquires another 1.5pct of Gabriel Resources
42.	06/03/2008	FTIW	AAP News: AAP Finance News in Brief, Tuesday June 3, 2008
43.	06/02/2008	ZP	Newmont Canada Ltd increases stake in Gabriel Resources Ltd
44.	04/25/2008	FTIW	Canada Newswire: Press release and early warning report filed pursuant to national instrument 62-103
45.	04/25/2008	ZP	Electrum Strategic Holdings LLC increases stake in Gabriel Resources Ltd
46.	04/17/2008	ZP	Electrum Strategic Holdings LLC increases stake in Gabriel Resources Ltd
47.	03/09/2007	ZP	Gabriel Resources Ltd announces public offering
48.	07/31/2006	ZP	Gabriel Resources Ltd announces underwritten public offering

**NEWS**

49.	12/06/2005	ZP	Newmont Mining Corporation of Canada exercises warrants to increase stake in Gabriel Resources
50.	03/31/2005	ZP	Gabriel Resources completes public offering
51.	03/18/2005	ZP	Fidelity companies have taken a stake in Gabriel Resources
52.	09/08/2004	ZP	Newmont Mining Corporation is to take a minority stake in Gabriel Resources Ltd.
53.	12/23/2003	ZP	Fidelity has increased its stake in Gabriel Resources Ltd.
54.	09/24/2003	ZP	Gabriel Resources raises capital
55.	07/09/2003	ZP	Gabriel Resources announces financing
56.	03/27/2002	ZP	Gabriel Resources completes placing

Source: DJ : Dow Jones, FTIW : Financial Times Intelligence Wire, FTNP : Financial Times Newspaper, RT : Reuters, ZP : Zephyr,

**DIAGRAM - OWNERSHIP TREE****OVERVIEW - INDEPENDENT REVIEW OF FUNCTIONS AND ACTIVITIES**

Gabriel Resources Ltd. is a publicly quoted company engaged in the acquisition, exploration and development of precious metal projects in Romania. The company was incorporated in July of 1986 and has its registered head office in Toronto, Canada.

Gabriel Resources focuses on the development of its 80% owned Rosia Montana gold project in Romania. The project, operated by the company in partnership with Romanian Government, has reserves of 10.1 million ounces of gold and 47.6 million ounces of silver. It has inferred resources of 1.2 million ounces and three million ounces of gold and silver, respectively. Further, the project has measured and indicated resources stand at 14.6 million ounces of gold and 64.9 million ounces of silver. Gabriel Resources also operates the Bucium project located adjacent to Rosia Montana. The project, encompassing an area of approximately 32.1 square kilometers, has a sequence of Cretaceous sediments that mostly contain fine grained shales with subordinate sandstones and conglomerates. Gabriel Resources' vision is to establish shareholders' value by responsible mining. The company's mission is to make Rosia Montana a catalyst for the sustainable economic, environmental, cultural and community development in Romania.

Gabriel Resources' common shares are listed on the Toronto Stock Exchange under the symbol "GBU".

**IDENTIFICATION NUMBERS**

<b>BvD ID number</b>	CA31246NC	<b>Ticker symbol</b>	GBU
<b>WVB company number</b>	31246NC	<b>ISIN number</b>	CA3619701061
<b>D&amp;B company number</b>	25-528-8565	<b>SEDOL number</b>	2842374
<b>IP identification number</b>	A2981	<b>VALOR number</b>	000625752

**PIE CHART - PEER GROUP ANALYSIS**

- **Breakdown according to:** P/L for Period (Net Income)
- **Selected reference year:** Last avail. yr

There is no pie chart available for this company.  
Select another variable or year.

**ORIGINAL DOCUMENTS****GLOBAL REPORTS**

Closing date/year	Report type	Language	Size
09/30/2009 *	Interim	English	135 KB
06/30/2009 *	Interim	English	126 KB
03/31/2009 *	Interim	English	120 KB
12/31/2008 *	Annual Report	English	149 KB
11/04/2008	Interim	English	109 KB
09/30/2008	Interim	English	128 KB
06/30/2008	CSR - Corporate Social Responsibility	English	156 KB
06/30/2008	CSR - Corporate Social Responsibility	English	156 KB
03/31/2008	Interim	English	720 KB
12/31/2007	Annual Report	English	358 KB
12/31/2007	Annual Report	English	165 KB
09/30/2007	Interim	English	373 KB
06/30/2007	CSR - Corporate Social Responsibility	English	477 KB
03/31/2007	Interim	English	176 KB
12/31/2006	Annual Report	English	1,765 KB
12/31/2006	Annual Report	English	1,765 KB
09/30/2006	Interim	English	101 KB
06/30/2006	CSR - Corporate Social Responsibility	English	85 KB
03/31/2006	Interim	English	155 KB
12/31/2005	Annual Report	English	1,739 KB
12/31/2005	Annual Report	English	1,640 KB
09/30/2005	Interim	English	202 KB
06/30/2005	CSR - Corporate Social Responsibility	English	201 KB
03/31/2005	Interim	English	156 KB
12/31/2004	Annual Report	English	8,796 KB
12/31/2004	Annual Report	English	6,941 KB
09/30/2004	Interim	English	54 KB
06/30/2004	CSR - Corporate Social Responsibility	English	41 KB
03/31/2004	Interim	English	41 KB
12/31/2003	Annual Report	English	725 KB
12/31/2003	Annual Report	English	721 KB
09/30/2003	Interim	English	55 KB
06/30/2003	CSR - Corporate Social Responsibility	English	995 KB
12/31/2002	Annual Report	English	5,869 KB
12/31/2002	Annual Report	English	1,797 KB
06/30/2002	CSR - Corporate Social Responsibility	English	71 KB
12/31/2001	Annual Report	English	1,940 KB
01/01/2001	Annual Report	English	1,318 KB
12/31/2000	Annual Report	English	217 KB
01/01/2000	Annual Report	English	83 KB
01/01/1999	Annual Report	English	738 KB
01/01/1998	Annual Report	English	164 KB
01/01/1997	Annual Report	English	371 KB

\* This report is hosted on a BvD server.

**STOCK DATA**

All figures have been adjusted based on the Stock split / Dividend ratio.

**SECURITY INFORMATION**

**Type of share:** Ordinary Share  
**ISIN number:** CA3619701061  
**SEDOL number:** 2842374  
**VALOR number:** 000625752  
**Ticker symbol:** GBU  
**Nominal value (CAD):** n.a.

**Stock Exchange(s) Listed:** Toronto Stock Exchange  
Berlin Stock Exchange  
Frankfurt Stock Exchange  
Munich Stock Exchange  
Stuttgart Stock Exchange  
XETRA  
**IPO date:** 09/29/2000

**CURRENT STOCK DATA****02/05/2010**

**STOCK DATA**

No of outstanding shares	119,400,000				
Current Market Capitalisation (th CAD)	469,242				
Market Price - current (CAD)	3.93				
Market Price - year to date - high (CAD)	4.97				
Market Price - year to date - low (CAD)	3.61				
<b>ANNUAL STOCK DATA (CAD)</b>	<b>12/31/2008</b>	<b>12/31/2007</b>	<b>12/31/2006</b>	<b>12/31/2005</b>	<b>12/31/2004</b>
Stock split / Dividend ratio	1.00	1.00	1.00	1.00	1.00
Market price - year end	1.24	1.99	4.34	2.44	1.30
Market price - high	2.44	5.77	4.68	2.54	4.15
Market price - low	0.81	1.29	1.73	1.11	0.96
Shares outstanding (th)	119,400	119,400	119,400	119,400	119,400
Nominal value	n.a.	n.a.	n.a.	n.a.	n.a.
Market Capitalisation (mil)	148	238	519	291	155
Shareholders - common	n.a.	n.a.	n.a.	n.a.	n.a.
Earnings per share	-0.03	-0.20	-0.09	-0.06	-0.06
Cash Flow per share	-0.03	-0.19	-0.09	-0.06	-0.06
Operating rev. / Turnover per share	n.a.	n.a.	n.a.	n.a.	n.a.
Operating profit per share	-0.09	-0.13	-0.10	-0.04	-0.05
Dividends per share	n.a.	n.a.	n.a.	n.a.	n.a.
Book Value per share	3.27	4.02	2.32	1.69	1.26
Tangible Book Value per share	3.27	4.02	2.32	1.69	1.26
Long Term Liabilities per share	0.02	0.02	0.01	0.00	0.00
Working Capital per share	n.a.	n.a.	n.a.	n.a.	n.a.
<b>CURRENT STOCK VALUATION</b>	<b>02/05/2010</b>				
Price / earnings ratio - current	-107.87				
Price / earnings ratio - current high	-144.90				
Price / earnings ratio - current low	-105.25				
Earnings yield (%) - current	-0.93				
Earnings yield (%) - current high	-0.95				
Earnings yield (%) - current low	-0.69				
Price / cash flow ratio - current	-116.35				
Dividend yield - current	n.a.				
Dividend payout per share - current	n.a.				
Price / book value ratio - current	0.92				
<b>ANNUAL STOCK VALUATION</b>	<b>12/31/2008</b>	<b>12/31/2007</b>	<b>12/31/2006</b>	<b>12/31/2005</b>	<b>12/31/2004</b>
Price / earnings ratio - close	-44.31	-10.21	-47.92	-40.00	-21.70
Price / earnings ratio - high	-87.17	-29.53	-51.61	-41.69	-69.54
Price / earnings ratio - low	-28.86	-6.58	-19.03	-18.17	-15.99
Price / earnings ratio - average high-low	-58.02	-18.06	-35.32	-29.93	-42.77
Earnings yield (%) - close	-2.26	-9.80	-2.09	-2.50	-4.61
Earnings yield (%) - high	-3.46	-15.20	-5.25	-5.50	-6.25
Earnings yield (%) - low	-1.15	-3.39	-1.94	-2.40	-1.44
Earnings yield (%) - average high-low	-1.72	-5.54	-2.83	-3.34	-2.34
Price / cash flow ratio - close	-47.80	-10.31	-48.42	-40.28	-21.85
Dividend yield - close	n.a.	n.a.	n.a.	n.a.	n.a.
Dividend yield - high	n.a.	n.a.	n.a.	n.a.	n.a.
Dividend yield - low	n.a.	n.a.	n.a.	n.a.	n.a.
Dividend yield - average high-low	n.a.	n.a.	n.a.	n.a.	n.a.
Dividend payout per share	n.a.	n.a.	n.a.	n.a.	n.a.
Price / book value ratio - close	0.38	0.50	1.87	1.44	1.03
Price / book value ratio - high	0.75	1.44	2.01	1.50	3.29
Price / book value ratio - low	0.25	0.32	0.74	0.65	0.76
Price / book value ratio - average high-low	0.50	0.88	1.38	1.08	2.02
Market Capitalisation / shareholders funds	0.38	0.50	1.87	1.44	1.03

**STOCK DATA**

<b>MONTHLY CLOSING PRICE (CAD)</b>	<b>2010</b>	<b>2009</b>	<b>2008</b>	<b>2007</b>	<b>2006</b>
January	3.70	2.84	1.74	5.50	2.80
February	n.a.	2.95	1.85	4.88	2.78
March	n.a.	2.40	1.69	4.30	2.50
April	n.a.	2.34	1.99	3.91	3.21
May	n.a.	2.26	2.99	4.15	2.95
June	n.a.	1.95	2.76	4.77	2.89
July	n.a.	1.85	2.72	4.20	3.20
August	n.a.	1.60	2.24	3.28	4.45
September	n.a.	2.16	2.05	2.52	4.57
October	n.a.	2.07	1.25	2.55	4.58
November	n.a.	4.09	1.47	1.35	5.10
December	n.a.	4.37	1.52	1.97	5.06
<b>MONTHLY AVERAGE DAILY VOLUME (SHARES)</b>	<b>2010</b>	<b>2009</b>	<b>2008</b>	<b>2007</b>	<b>2006</b>
January	824,432	407,759	2,078,471	1,027,984	947,032
February	n.a.	547,625	778,213	938,046	646,750
March	n.a.	560,678	389,649	1,443,285	995,290
April	n.a.	265,754	700,073	2,067,470	852,708
May	n.a.	475,153	1,580,882	1,384,518	748,141
June	n.a.	660,287	505,966	1,036,577	437,578
July	n.a.	889,919	492,671	1,010,107	538,909
August	n.a.	630,929	403,389	933,298	1,801,190
September	n.a.	680,552	904,992	1,977,709	2,460,894
October	n.a.	790,405	638,650	978,035	1,500,956
November	n.a.	1,913,270	404,072	1,643,646	1,085,516
December	n.a.	2,062,637	800,990	2,215,461	845,063
<b>MONTHLY MARKET CAPITALISATION (th CAD)</b>	<b>2010</b>	<b>2009</b>	<b>2008</b>	<b>2007</b>	<b>2006</b>
January	441,780	339,096	207,756	656,700	334,320
February	n.a.	352,230	220,890	582,672	331,932
March	n.a.	286,560	201,786	513,420	298,500
April	n.a.	279,396	237,606	466,854	383,274
May	n.a.	269,844	357,006	495,510	352,230
June	n.a.	232,830	329,544	569,538	345,066
July	n.a.	220,890	324,768	501,480	382,080
August	n.a.	191,040	267,456	391,632	531,330
September	n.a.	257,904	244,770	300,888	545,658
October	n.a.	247,158	149,250	304,470	546,852
November	n.a.	488,346	175,518	161,190	608,940
December	n.a.	521,778	181,488	235,218	604,164
<b>WEEKLY PRICING SERIES</b>	<b>02/05/2010</b>	<b>01/29/2010</b>	<b>01/22/2010</b>	<b>01/15/2010</b>	<b>01/08/2010</b>
High price (USD/sh)	3.80	3.90	4.28	4.59	4.75
Low price (USD/sh)	3.45	3.38	3.74	4.04	4.20
Closing price (USD/sh)	3.68	3.46	3.75	4.32	4.47
210 day moving average (USD/sh)	2.66	2.58	2.51	2.50	2.42
Trading volume (no of sh/week)	4,193,353	4,119,072	5,229,503	5,136,945	2,003,123
Average daily volume (no of sh/day)	838,671	823,814	1,045,901	1,027,389	400,625
Weekly - No of days traded	5	5	5	5	5
Shares outstanding (th)	119,400	119,400	119,400	119,400	119,400
Market Capitalisation (th USD)	438,940	413,251	447,875	515,658	533,912
Weekly date	02/05/2010	01/29/2010	01/22/2010	01/15/2010	01/08/2010
<b>DAILY CLOSING PRICES (CAD)</b>	<b>02/2010</b>	<b>01/2010</b>	<b>12/2009</b>	<b>11/2009</b>	<b>10/2009</b>
1	3.69		3.88		1.94
2	3.67		3.81	1.98	1.91
3	3.78		3.61	2.08	
4	3.58	4.17	3.43	2.18	
5	3.68	4.19		2.13	1.90
6		4.44		2.26	2.09
7		4.33	3.54		2.06
8	3.67	4.38	3.47		2.13
9	3.65		3.64	2.36	2.04

**STOCK DATA**

DAILY CLOSING PRICES (CAD)	02/2010	01/2010	12/2009	11/2009	10/2009
10			3.69	2.49	
11		4.31	3.81	3.09	
12		4.10		2.99	
13		4.04		3.14	2.04
14		4.00	3.97		2.03
15		4.23	3.83		1.98
16			3.92	3.12	2.00
17			3.89	3.18	
18		4.19	4.25	3.32	
19		4.26		3.40	1.96
20		3.95		3.37	1.93
21		4.03	4.14		1.91
22		3.75	4.21		1.98
23			4.16	3.36	2.00
24			4.18	3.44	
25		3.76		3.69	
26		3.60		3.59	1.86
27		3.69		3.67	1.83
28		3.55			1.76
29		3.46	4.21		1.89
30			4.21	3.87	1.92
31			4.18		

**GRAPH - STOCK DATA**