

Ternium



Steel production (total crude steel)

9 Mtpa Million tonnes in 2024 → **16th largest** of 18 selected companies

Blast furnaces

4 units operating end of 2024 → **9 Mtpa** nominal capacity



Total score

31.8 / 100

Rank

4th

of 18 selected companies

Transition readiness gap

The difference between what is needed for a credible near-zero emissions transition and what a company is actually doing

Transition readiness verdict

Despite modest early uptake of near-zero-emissions-capable ironmaking capacity, Ternium's lack of a net-zero target or blast furnace retirement plans limit transition readiness.

Headquartered in Luxembourg with production in Central and South America, Ternium demonstrates moderate progress towards transition readiness. While the company has shown operational improvements in emissions intensity and near-zero-emissions-capable iron production, it lacks long-term strategic commitments, such as a net-zero target with a date or blast furnace retirement plans. Overall, Ternium's position reflects a company making progress on operational efficiency, but remains exposed to long-term transition risk, particularly relative to peers that have established clear time-bound targets, and retirement plans for carbon-intensive assets.

SteelWatch Corporate Score by category

Total score		31.8 / 100
1	Phasing out coal	15.4 / 25
2	Scaling green	3.1 / 25
3	Climate performance	6.7 / 15
4	Targets and transparency	4.2 / 15
5	Social and environmental responsibility	2.4 / 20

1 Phasing out coal

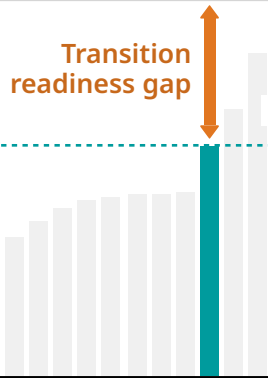
Score

15.4 / 25

Rank

3rd

of 18 selected companies

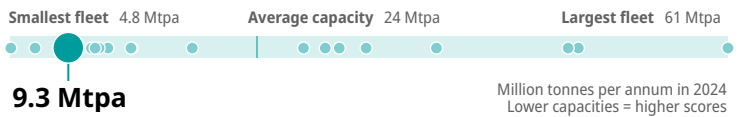


In coal use, the company shows a decreasing trend in coal consumption, which is reflected in its slightly above-average score for this category. However, Ternium has not announced retirement plans for any blast furnaces, leaving its long-term exposure to coal-based ironmaking unresolved.

1.1 Size of blast furnace fleet

2.9 / 5

Total capacity of the company's operating blast furnace fleet



1.2 Blast furnaces under construction

5.0 / 5

Is the company building new blast furnace capacity?

No **0 Mtpa** under construction in 2024

1.3 Blast furnace investments

5.0 / 5

Has the company recently completed investments in blast furnace capacity, or announced upcoming ones?

No **0** projects

1.4 Blast furnace retirement

0.0 / 5

Has the company announced the retirement of all operating blast furnace capacity?

No **0%** of capacity with retirement announced

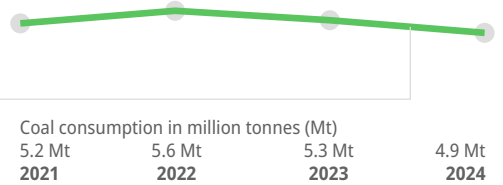
1.5 Coal consumption trend

2.5 / 5

Has absolute coal consumption decreased between 2021 and 2024?

Yes

Coal consumption trend decreased



2 Scaling green

Score

3.1 / 25

Rank

1st

of 18 selected companies



The company has a significant share of near-zero-emissions-capable iron production capacity (mostly fossil gas-based DRI), which boosts its score in scaling near-zero-emissions-capable iron. At 3.1 out of a possible 25, they scored the highest among the companies assessed. However, it still clearly falls short of the scale of transition required and the shift to actual near-zero-emissions iron.

2.1 Green iron consumption

0.0 / 5

Absolute volume of green iron used in steelmaking

0 Mt The company did not use any green iron in steelmaking processes

Million tonnes of green iron in 2024

0 Mt Average consumption of all 18 companies in 2024


2.2 Green iron share

0.0 / 5

Green iron consumption as a share of total ore-based iron used in steelmaking

Average share 0%

100%



2.3 Green iron capable production capacity

3.0 / 10


Company's share of total iron production capacity that is near-zero-emissions-capable (operational, under construction or committed)

Lowest 0%

Avg 4.8%

Highest share 30%

100%



2.4 Renewable energy uptake

0.1 / 5

Share of renewable energy in total consumption of energy

Lowest 0%

Avg 2.8%

Highest share 18%

100%

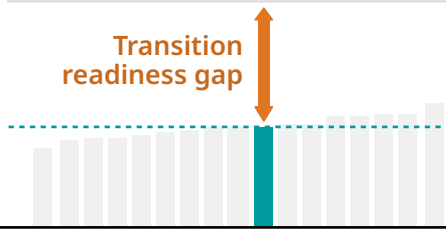


3 Climate performance

Score
6.7 / 15

Rank
8th

of 18 selected companies

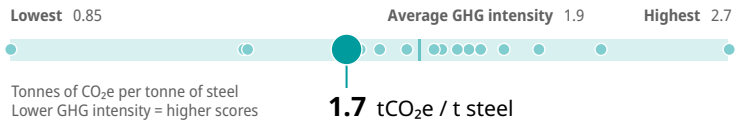


Ternium's GHG intensity is also below the average among its Scorecard peers, largely due to its higher scrap usage and DR iron contribution, which improves operational efficiency.

3.1 Current emissions intensity

6.3 / 12

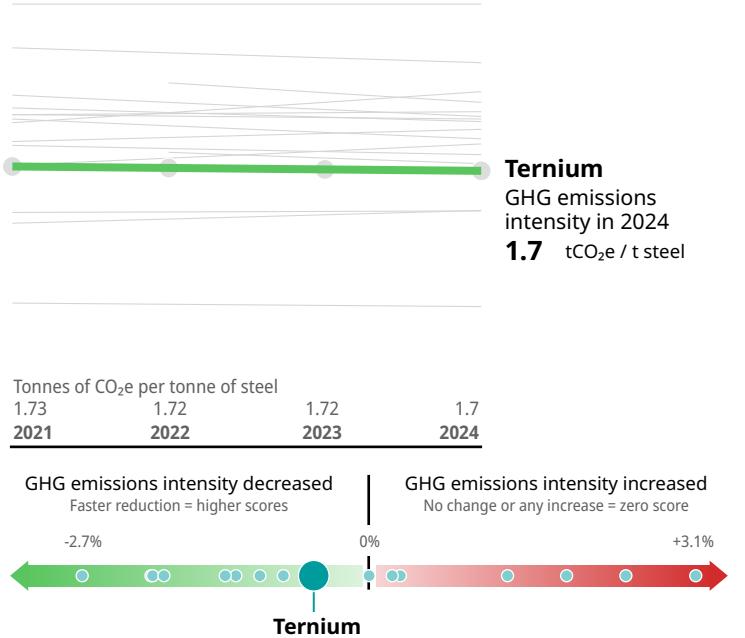
Average amount of greenhouse gases emitted per tonne of steel produced (scope 1 and 2)



3.2 Emissions intensity trend

0.4 / 3

Emissions intensity change between 2021 and 2024



4 Targets and transparency

Score
4.2 / 15

Rank
15th

of 18 selected companies

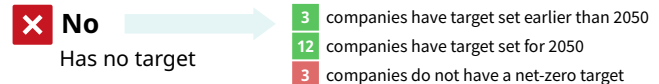


Ternium's score in this category is significantly constrained by the absence of a net-zero target with a date, and the lack of a SBTi-verified pathway. Reporting transparency is a notable strength for Ternium, with the company achieving the highest transparency score in this category among all companies assessed. Its reporting quality provides an important foundation for accountability and could support future progress if coupled with stronger strategic commitments.

4.1 Net-zero target

0.0 / 3

Does the company have a target of net-zero emissions by 2050 or earlier?

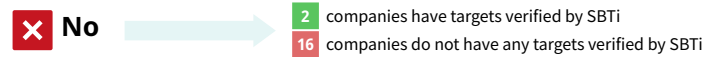


Company wording

4.2 SBTi verified emissions reduction target

0.0 / 7

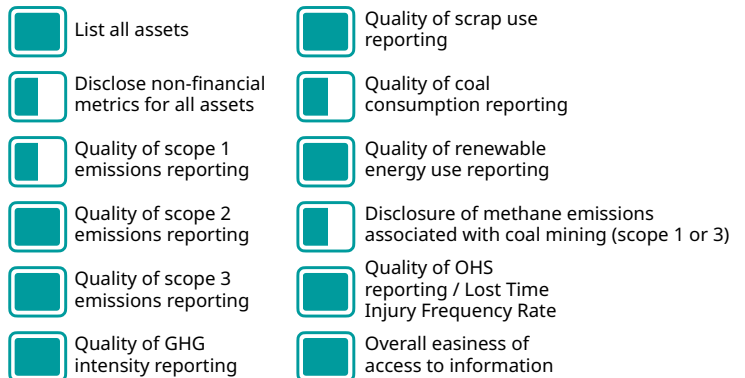
Has the Science Based Targets initiative verified the company's emissions target as 1.5°C compatible?



4.3 Transparency & data disclosure

4.2 / 5

How well does the company communicate key information about its operations based on 12 public disclosure indicators?



5 Social and environmental responsibility

Score
2.4 / 20

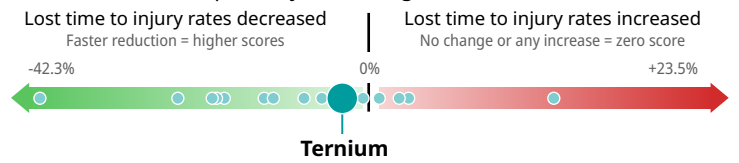
Rank
13th
of 18 selected companies

Transition
readiness gap

Ternium scores very low, showing limited improvements in occupational health and safety, rising air pollution intensity, and non-participation in ResponsibleSteel. Without improvements in these areas, Ternium risks lagging in broader performance on environmental, social and governance issues, even if operational emissions intensity continues to decline.

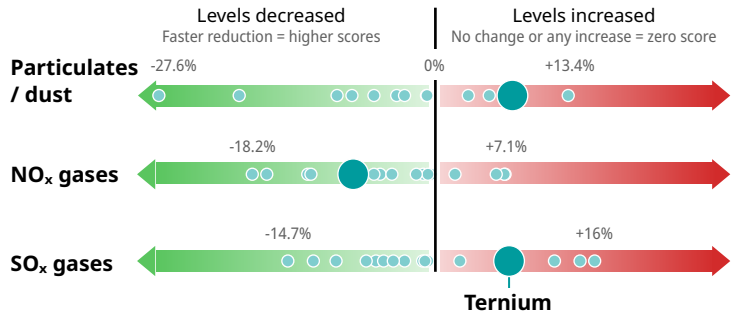
5.1 Health & safety trend 1.2 / 4

Has the rate of workplace injuries changed between 2021 and 2024?



5.2 Air pollution trend 1.2 / 6

Have the levels of dust/particulates, NO_x and SO_x gases per tonne of steel changed between 2021 and 2024?



5.3 ResponsibleSteel Core Site certification 0.0 / 5

Share of the company's production capacity covered by ResponsibleSteel Core Site certification



5.4 ResponsibleSteel Certified Steel 0.0 / 5

The number of ResponsibleSteel Certified Steel certificates

0 certificates

Priority areas for improvement

1 Adopt retirement plans for all existing blast furnaces

A firm commitment to exiting carbon-intensive ironmaking is critical for Ternium to avoid long-term carbon lock-in.

2 Invest in near-zero-emissions ironmaking

Ternium should expand and transition its current DRI capacity to near-zero-emission ironmaking. A green iron strategy should take advantage of the opportunities for renewable energy and green hydrogen in its locations, while creating clear market demand to drive evolution of the value chain.

3 Set a SBTi-aligned net-zero target

Ternium urgently needs to set a net-zero target by or earlier than 2050, and have it be SBTi-verified.